



Round Count

Rifle 60

Revolver 51

Shotgun 20++++



Hang around after the match for our swap meet

ACSA will be providing lunch tickets to all shooters



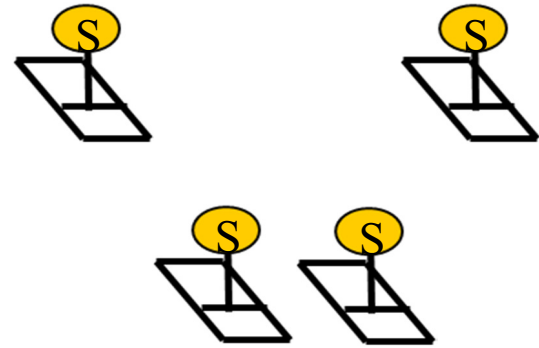
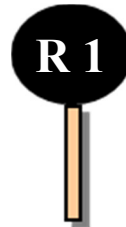
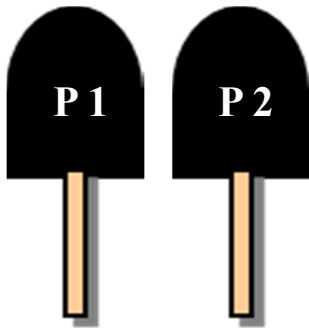
April 2016

Stage 1 April 2016

10 Revolver, 10 rifle, 4+ shotgun



R 2



Position 1

Position 2

Position 3

Start at position 1 hands Flat on table. Revolvers loaded with 5 rounds each staged on table. Rifle loaded with 10 rounds staged on the table at position 2. Open/empty shotgun staged at position 3. When ready shooter declares what rifle target they are going to engage.

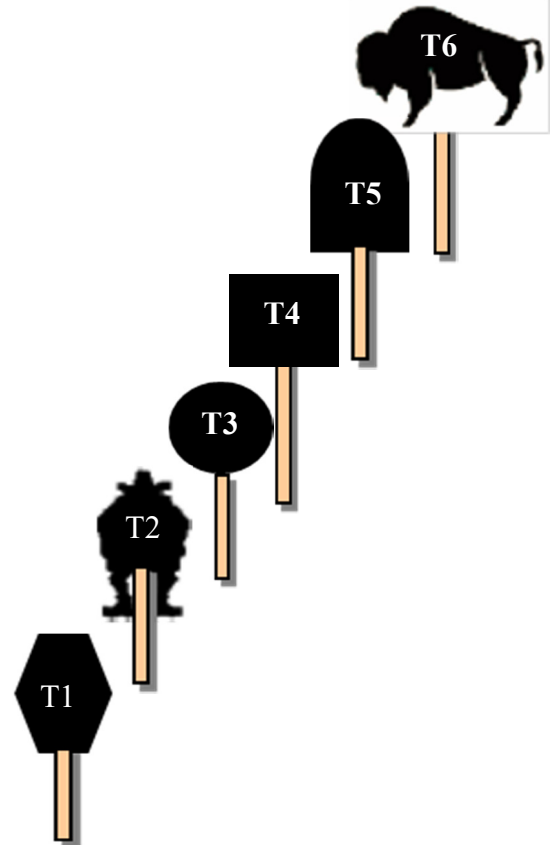
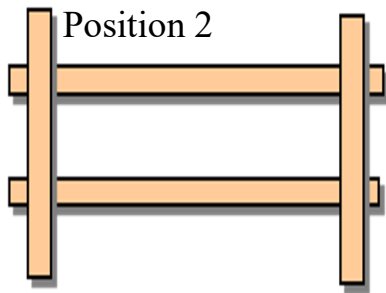
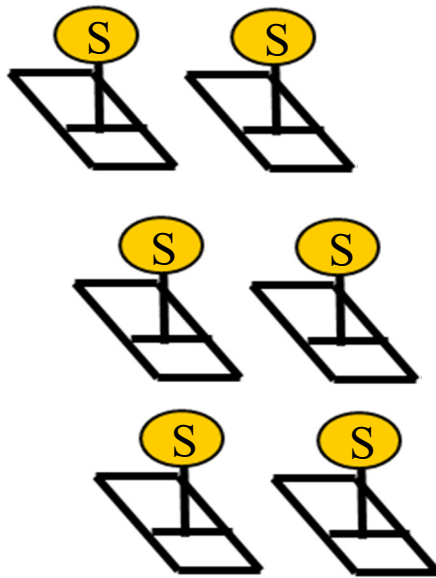
ATB: Using revolvers engage P1 and P2 with at least 1 round each for a total of 10 rounds. From position 2 engage either R1 for “normal scoring” or R2 for a 3 second bonus each hit, no penalty for misses for 10 rounds. NOTE all 10 rounds must be shot at the target you declare, engaging the wrong target, or both targets is a “P”. Make rifle safe. From position 3, engage the back 2 fallers, THEN the front 2 fallers.

NOTE: LOWEST TIME A SHOOTER CAN RECEIVE AFTER ALL BONUS IS 0:00

Please leave timer and spotting flags...

Stage 2 April 2016

10+1 Revolver, 10 Rifle, ? shotgun



Start at position 1 rifle in hand. Revolvers loaded with 5 rounds each and holstered. 1 reload on your body. Open/empty shotgun staged on the table.


When ready shooter says: "Don't touch my damn scattergun."

ATB: From position 1 using revolvers and rifle as necessary engage T1 through T6 in a six target, 21 round progressive sweep starting on either end, revolver reload may be done anytime after the first shot. From position 2 with shotgun engage "S" targets with as few rounds as possible.

Please leave timer and spotting flags...

Stage 3 April 2016

10 Rifle, 4+ Shotgun



Start Sitting on the Electric horse, hands on hat, rifle loaded with 10 rounds, and open/empty shotgun staged on the platform. (people unable to get on the electric horse may stage guns on wood horse, and start standing at the ELECTRIC horse, hands on hat)

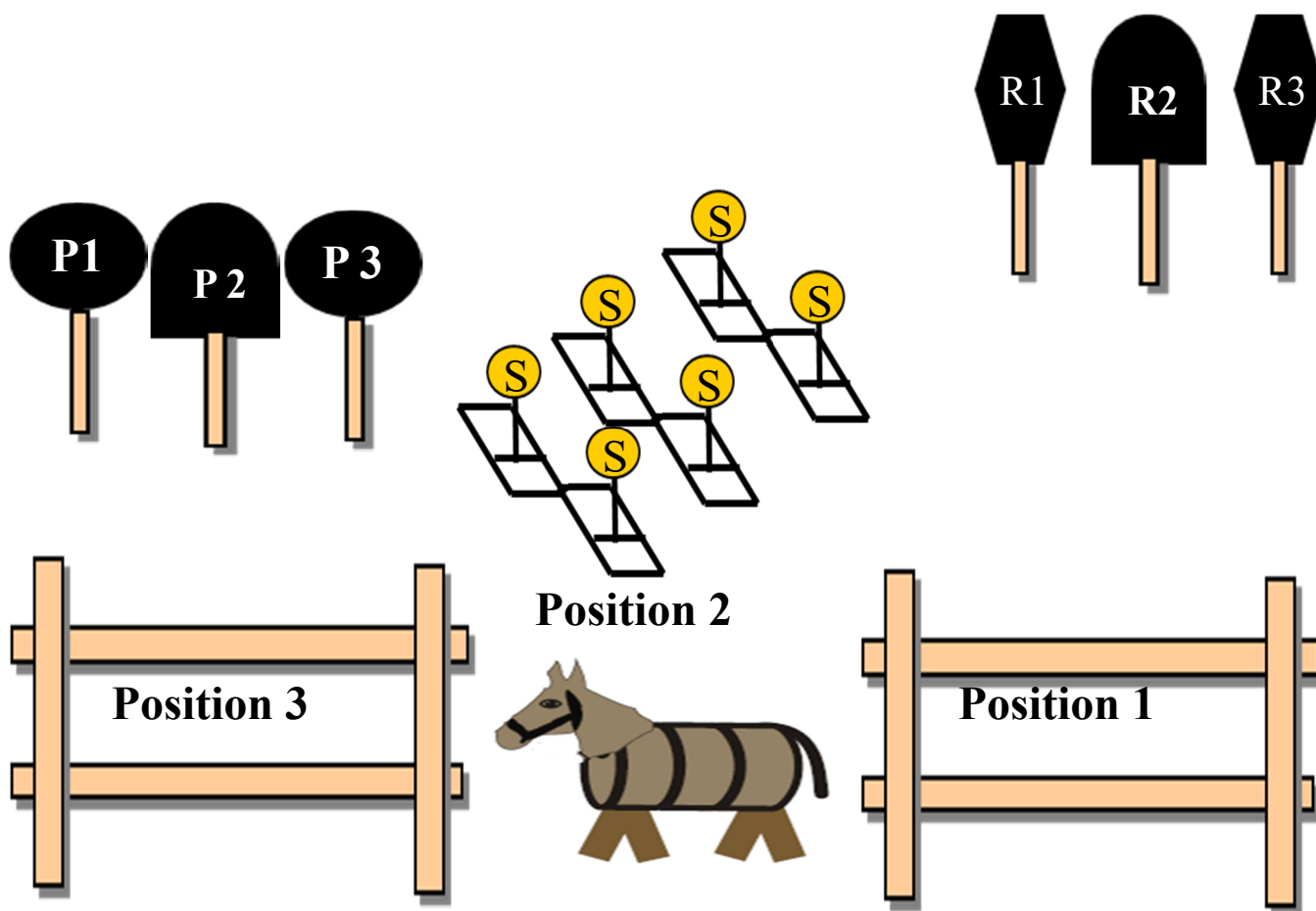
When ready shooter says: "His name is WOOLWORTH!!!"

ATB: EVERY shooter must turn on the horse, then using rifle alternate on the 2 "R" targets in front of you for a total of 10 rounds, THEN using shotgun, engage the 4 fallers in front of you. SEAT OF SHOOTERS PANTS MUST REMAIN IN CONTACT WITH THE HORSE FOR THE ENTIRE STAGE, FAILURE TO DO SO IS A 30 SECOND SPIRIT OF THE GAME.

Please leave timer and spotting flags...

Stage 4 April 2016

10 Revolver, 10 Rifle, 6+ Shotgun



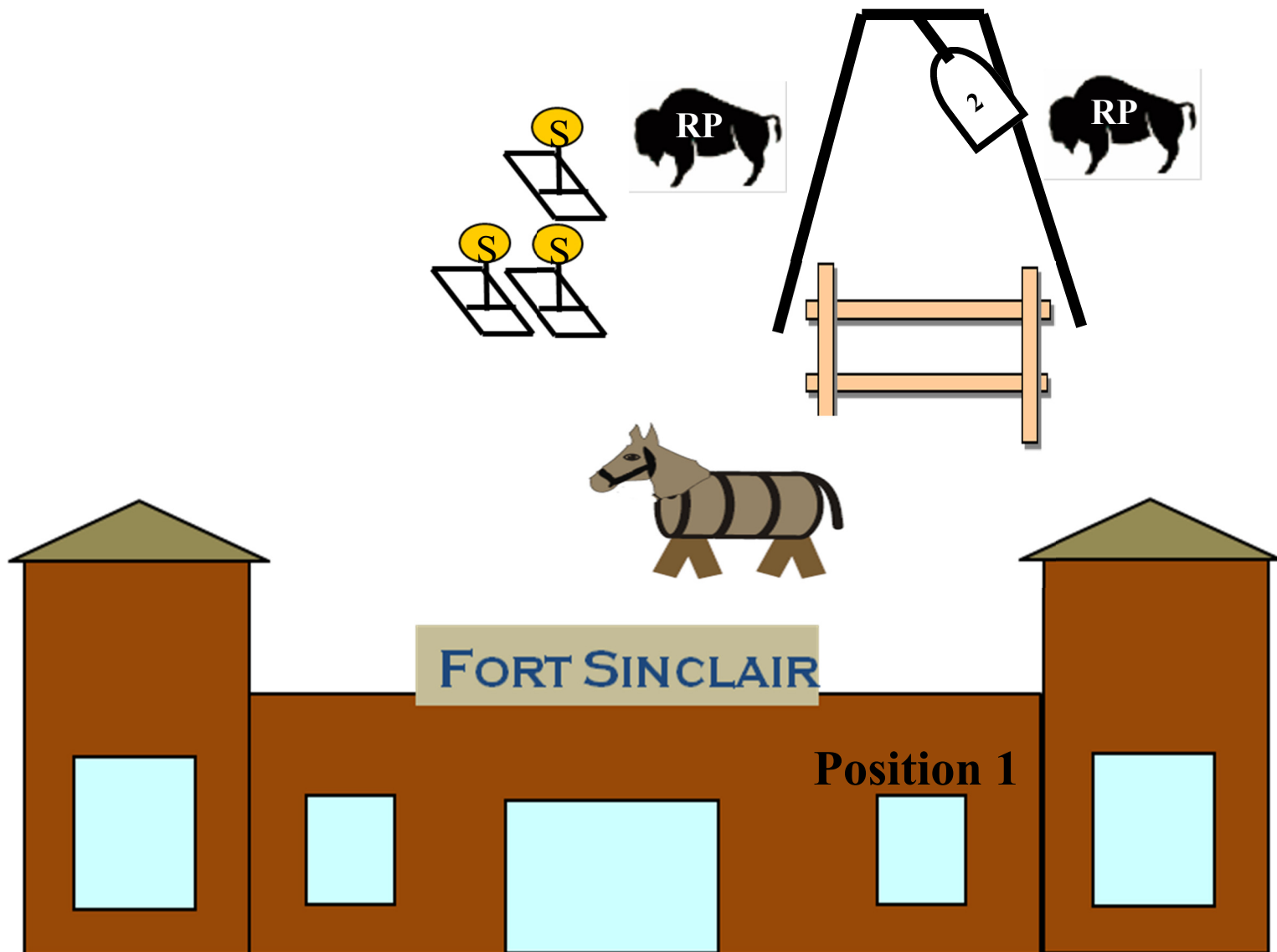
Start at position 2 hands on horse. Rifle loaded with 10 rounds and open/empty shotgun staged on the horse at position 2. Revolvers loaded with 5 rounds each, holstered.
When ready shooter says: "Corral that horse!!!"

ATB: From position 2 engage any 2 shotgun fallers, make shotgun safe. Move to position 1 and with rifle, double tap R2, then sweep R1 through R3 starting on either end, and repeat instructions. From position 2 with shotgun engage 2 shotgun fallers, make shotgun safe. From position 3 engage P1 through P3 with same instructions as rifle, move back to position 2 and engage remaining shotgun fallers.

Please leave timer and spotting flags...

Stage 5 April 2016

10 Revolver, 10 Rifle, 4+ Shotgun



Start at position 1 holding rope in both hands. Rifle loaded with 10 rounds on window in front of you. Open/empty shotgun staged on the horse. Revolvers loaded with 5 rounds each and holstered. When ready say "Watch The Awful swing!"

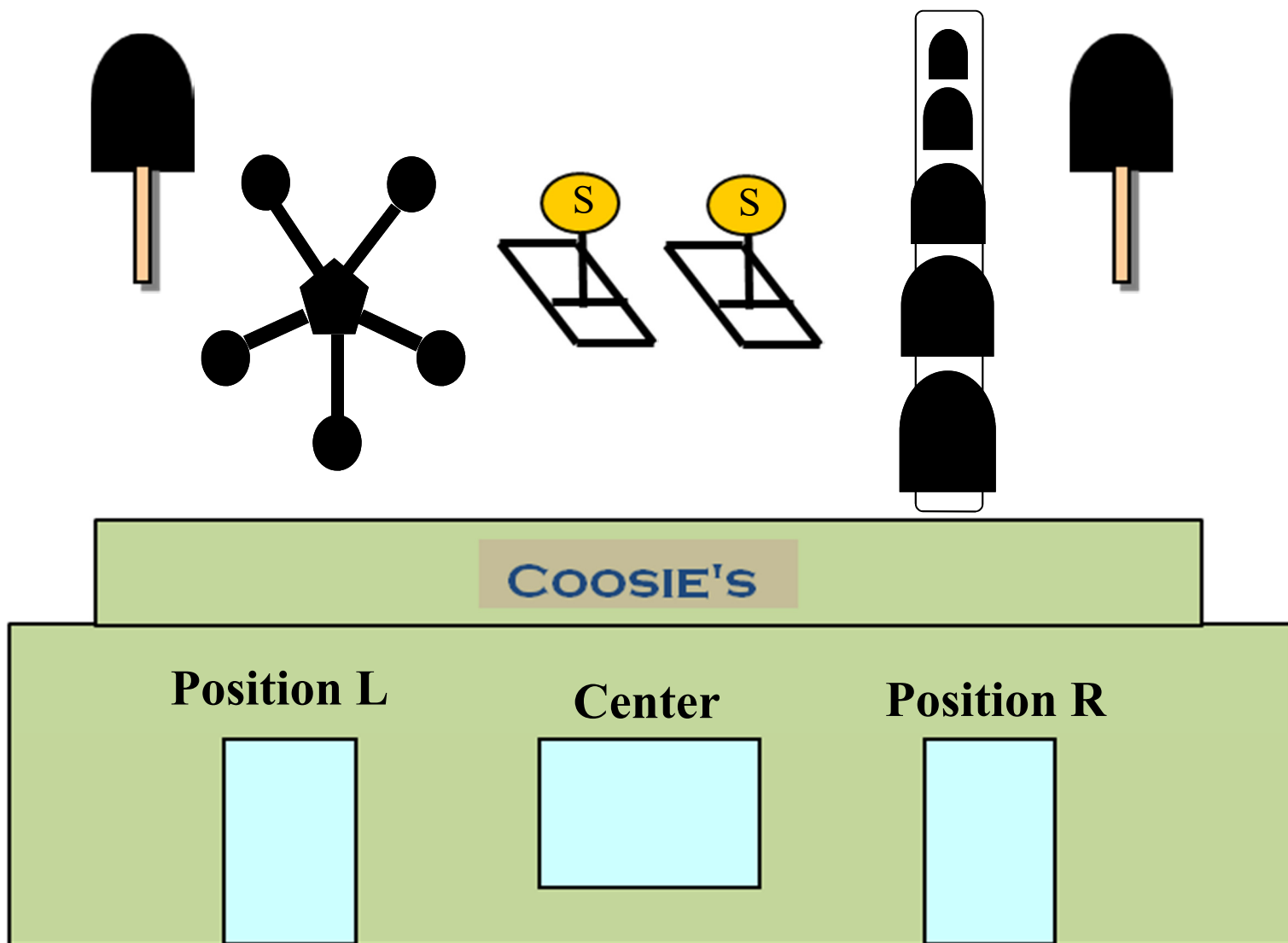
ATB: Pull rope to engage swinger, and using rifle engage the 2 buffalo, and the swinger in a 2-1-2 sweep starting on either end, then repeat instructions for a total of 10 rounds. Make rifle safe VERTICAL, or take to horse and make safe. From horse, place 1 SG round on the swinger, THEN engage the 3 fallers in front of you, make shotgun safe. From the fence, using revolvers engage the 2 buffalo and the swinger with same instructions as rifle.

PLEASE BE CAREFUL OF THE ROPE WHEN MOVING TO THE FENCE!!!!!!

Please leave timer and spotting flags...

Stage 6 April 2016

10 Revolver, 10 Rifle, 2+ Shotgun



Start at position L or R rifle in hand. Open/empty shotgun on the table in front of you . Revolvers loaded with 5 rounds each and holstered.

When ready shooters says “its an Awful Hanging!!!”

ATB: Stage may be shot from left to right, or right to left, either way start with rifle. From left Doorway engage the Texas star until all plates are removed, then place any remaining rounds on tombstone. Any plates left on star can be made up with shotgun. From center position with shotgun, engage the 2 fallers. From right doorway engage the tombstone rack until all plates are down, and place any remaining rounds on tombstone, any plates left standing can be made up by engaging the tombstone with 1 shotgun round for each plate still up.

Please leave timer and spotting flags...